

2 Driving on public roads

1. The driver is to hold a driver's licence class 4 (or class 3 for devices with a travelling speed exceeding 35 km/h) and carry the licence as well as the operating permission (original or copy).
2. The following safety precautions have to be taken before driving on public roads:
 - Lower the shovel arm so that the lowest point of the shovel arm or shovel is at least 30 cm (12") above the pavement. The shovel is to be empty and pulled in completely.
 - In the position of the shovel arm as described above, both ball valves are to be closed. The ball valves are installed in the working hydraulic pipings in the swivel chair (Fig. 13/1 and 2). The red hand levers of the ball valves are then positioned transverse to the direction of flow. Thereby, lowering of shovel arm or shovel is prevented during driving.
 - The shovel edge and the shovel teeth are to be covered by the shovel protecting device. The flashing side marker lamps on the shovel protective device are connected with the socket at the front of the driver's cab on the right-hand side by the cable connector. The lighting system is to be checked.
 - Lock the shovel arm against unintentional slewing by means of the blocking wedge (Fig. 14/1). The blocking wedge is arranged in the holder (Fig. 14/2) at the frame.




Fig. 13



Fig. 14




Fig. 15

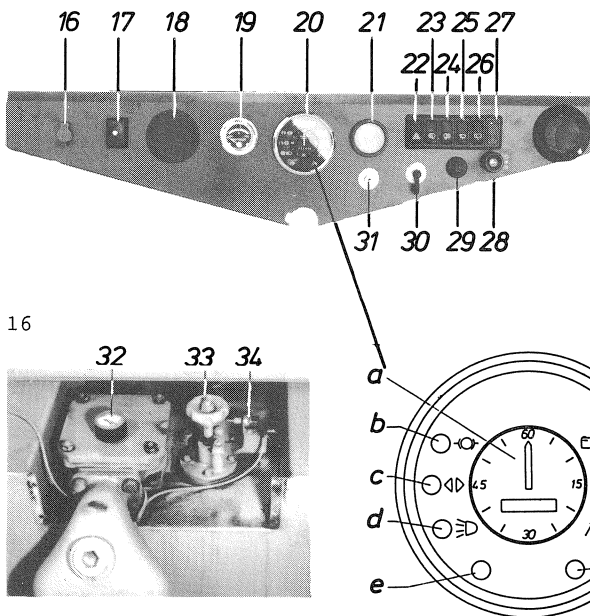


Fig. 16




Fig. 17 outside the driver's cab