

2 Driving on public roads

2.1 Driving on public roads (without backhoe)


The driver has to have at least a driver's license class IV. The driver has to have the driver's license and the working permission with special licence with himself.

Following safety precautions have to be taken before starting a travel on public roads:


- Remove both connecting pins from the storage bin (I11.9/1), insert them in the bracket (I11.9/2) and secure them with the spring cotter pin.
- Lower the shovel arm till the arm rests on the connecting pins.
- Block both operating levers in the driver's cabin by means of the settings (I11.10/arrows).
- Cover the bucket edge / bucket teeth with the bucket protection. Connect the electrical device of the bucket protection with the socket plug at the rear frame (I11.11/arrow) and make a function test of the blinker marking lamps.

ATTENTION !


Driving on public roads with filled bucket is forbidden.




I11. 9




I11. 10




I11. 11



I11. 12



I11. 13



I11. 14

2.2 Driving on public roads with backhoe

The safety precautions have to be done as written in 2.1 and additionally following precautions are to do before starting the travel on public roads:


- Swing the backhoe to the left and shift it laterally. Pivot the bucket to the stop. Bring the digger arm and boom in the closest distance. Connect boom (I11.12/1) and traversing gear carrier (I11.12/2) with the provided bolt (I11.12/3) and secure it with the spring cotter pin. The bolt belongs to the service tools.
- Hang the open-link chain to the bucket and boom and tighten it with the tension lock (I11.13/arrow). Raise the stabilizers up to the stop position (I11.14/1).
- Fasten the lighting equipment, which corresponds with the German traffic regulations, together with anti-collision protection at the backhoe. (I11.14/2)

- Connect the wire plug for the lighting acc. to the German traffic regulations with the socket plug (Ill.15/arrow) and make a function test.

NOTE!

The loading height has to be considered if the the loader excavator with backhoe shall be transported a longer route.

The loading space can be limited on a minimum by removing the backhoe.



Ill. 15