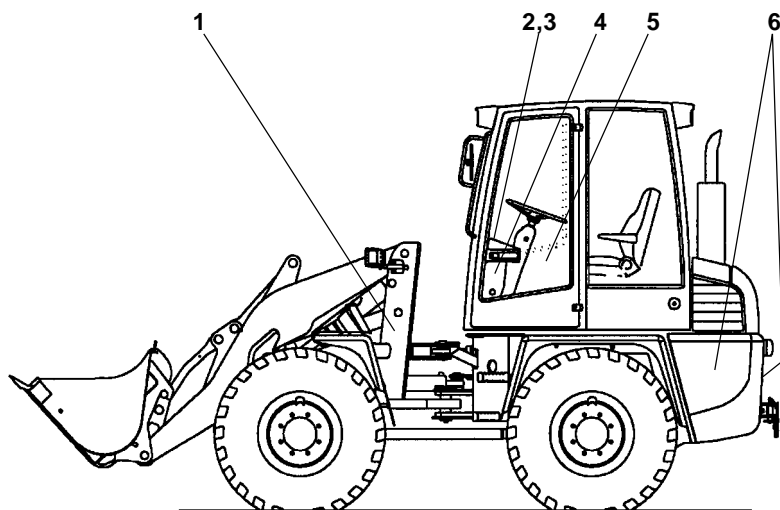


2 Signs

2.1 Warning and information signs



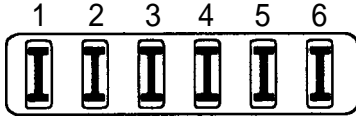
- 1 - Loader type plate - right-hand side of the loader - (includes the identification number of the vehicle)
- 2 - **CAUTION!** - The hydraulic quick-change device must only be **locked** when an attachment has been mounted.
- 3 - **CAUTION!** - Steering is only in working order with the engine running!
- 4 - To carry load on the fork is only allowed closed to the ground!
- 5 - Maintenance schedule
- 6 - Maximum speed

2.2 Fuses



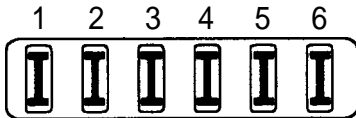
NOTE

The fuse boxes in the loader are not labelled.



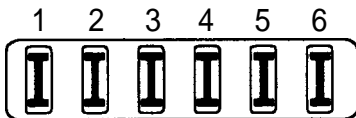
Left side » FA « (4-13/21):

- | | |
|--|--------|
| 1 Dimmed headlights, right/left | 15.0 A |
| 2 High beams, right/left | 15.0 A |
| 3 Rear window heater | 30.0 A |
| 4 Turn indicator | 7.5 A |
| 5 Operating hour meter, brake light, right/left, fuel indicator, indicator lamps | 7.5 A |
| 6 Not assigned | |



Left side » FB « (4-13/20):

- | | |
|--|--------|
| 1 License plate illumination (opt.), plug socket, 7-pin, tail light, left, parking light, left | 5.0 A |
| 2 Tail light, right, parking light, right | 5.0 A |
| 3 Not assigned | |
| 4 Hazard flasher | 15.0 A |
| 5 Warning beacon (opt.), radio, interior lighting | 10.0 A |
| 6 Signal horn, dashboard plug socket | 20.0 A |



Right side » FC « (4-13/17):

- | | |
|--|--------|
| 1 Traction drive | 10.0 A |
| 2 Release for quick-change device, lifting device suspension (opt.), switch gear (opt.) | 10.0 A |
| 3 Working lights front/rear | 20.0 A |
| 4 Heater, fan | 20.0 A |
| 5 Rear window wiper/washer, Front window wiper/washer, interval wiper, interval controller | 20.0 A |
| 6 Motor stopper | 5.0 A |

opt. = optional equipment

2.3 Symbols

Hand lever for working hydraulics (4-12/5)

Bucket arm

- 1 - lower
- 2 - raise
- 5 - floating position

Quick-change device

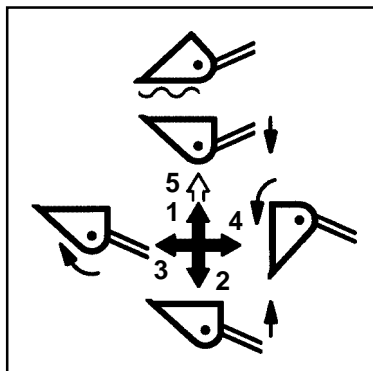
- 3 - tilt up
- 4 - dump

Bucket

- 3 - tilt up
- 4 - dump

Fork-lift attachment

- 3 - tilt up forks
- 4 - tip forks



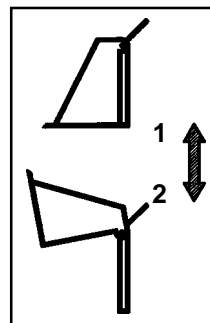
Hand lever for auxiliary hydraulics (4-12/1)

Quick-change device

- 1 - lock
 - 2 - unlock *
- * only in conjunction with push-button (4-13/14)

Multi-purpose bucket

- 1 - close
- 2 - open

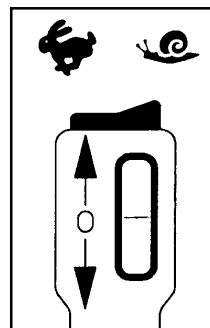



Hydraulic drive stages (4-12/7)

- Hare symbol - fast
- Snail symbol - slow

Travel direction (4-12/6)

- forward
- 0
- backward







Stay out of the unprotected articulation area




Open only when the engine is not running



Fuel tank




Hydraulic oil reservoir

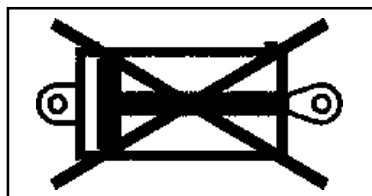


Lifting points for transportation by crane


Fixing eyes for towing and lashing



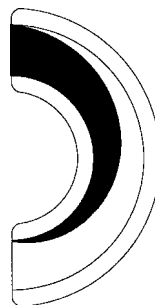
Ball block valve for working/auxiliary hydraulics closed



Before start-up, read and observe the operating instructions. Make sure that all other users have also read the safety instructions!




Heating




Stay out of the danger zone






12.5 - 18	3,0	2,5-3,0 bar
335/80 R 18	2,2	1,8-2,2 bar
15.5/55 R 18	3,2	2,7-3,2 bar
405/70 R 18	2,0	1,7-2,0 bar

Tire pressure **AL 65**



365/70 R 18	3,7	3,0-3,7 bar
405/70 R 18	3,0	2,5-3,0 bar
365/80 R 20	3,0	2,5-3,0 bar
375/75 R 20	3,0	2,5-3,0 bar

Tire pressure **AL 75**



14.5 - 20	3,0	2,5-3,0 bar
365/80 R 20	3,0	2,5-3,0 bar
375/75 R 20	3,0	2,5-3,0 bar
405/70 R 20	2,5	2,0-2,5 bar
405/70 R 18	3,0	2,0-2,5 bar

Tire pressure **AL 95**



L_{WA}

98

Acoustic power level **AL 65**

Type "20 km/h"

Noise outside: 98 dB(A)



L_{pA}


79

Acoustic pressure level **AL 65**

Type "20 km/h"

Noise in the driver's cabin: 79 dB(A)

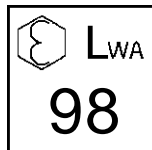
Noise stationary **AL 65**
Type “20 km/h”
Noise outside: 72 dB(A)



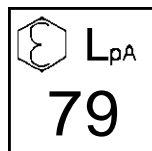
Noise stationary **AL 65**
Type “30 km/h”
Noise outside: 72 dB(A)




Acoustic power level **AL 75**
Type “20 km/h”
Noise outside: 98 dB(A)




Acoustic pressure level **AL 75**
Type “20 km/h”
Noise in the driver's cabin: 79 dB(A)



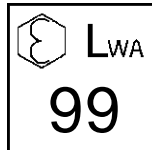
Noise stationary **AL 75**
Type “20 km/h”
Noise outside: 73 dB(A)



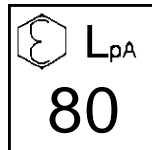
Noise stationary **AL 75**
Type “30 km/h”
Noise outside: 73 dB(A)

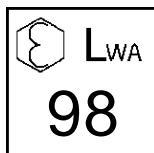


Acoustic power level **AL 95**
Type “20 km/h”
Noise outside: 99 dB(A)



Acoustic pressure level **AL 95**
Type “20 km/h”
Noise in the driver's cabin: 80 dB(A)

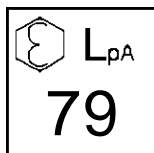




Acoustic power level **AL 95**

Type "30 km/h"


Noise outside: 98 dB(A)



Acoustic pressure level **AL 95**

Type "30 km/h"


Noise in the driver's cabin: 79 dB(A)



Noise stationary **AL 95**

Type "20 km/h"

Noise outside: 73 dB(A)



Noise stationary **AL 95**

Type "30 km/h"

Noise outside: 73 dB(A)

Silent

Lettering

"Low-noise construction machine"

